

The LT series of vessels are suitable for use in both laboratory and industrial applications. A wide range of vessel sizes and configurations are available, as well as custom and road transportable versions.

A wide range of vessel sizes and configurations (including bottom outlet, internal pressure building facility and multiple neck configurations) give maximum choice and versatility.

LT CUSTOM


Over the years, Wessington have supplied a wide variety of custom LT Series vessels.

These range from small road transport models, suitable for smaller road transport operators who need a small amount of liquid to transport around, to multi neck/outlet connection types designed as one off projects.


	LT-301	LT-302	LT-501	LT-502	LT-1001	LT-1002	LT-2001	LT-2002
Capacity (litres)	300	300	500	500	1000	1000	2000	2000
Length (mm)	1800	1800	2000	2000	2400	2400	2700	2700
Diameter (mm)	625	625	765	765	915	915	1200	1200
Height (mm)*	835	835	1100	1100	1100	1100	1400	1400
Width (mm)	740	740	750	750	1090	1090	1200	1200
Weight Empty (kg)	150	150	300	300	400	400	700	700
Weight Full (kg)	390	390	730	730	1170	1170	2320	2320
Maximum Allowable Working Pressure (bar G)	3.0	3.0	3.0	3.0	3.0	3.0	3.0	3.0
Static Evaporation Rate (% per day)**	2.5	2.5	1.5	1.5	1.0	1.0	1.0	1.0
Neck 1	NW5OSF	NW5OSF	NW5OSF	NW5OSF	NW5OSF	NW5OSF	NW5OSF	NW5OSF
Neck 2	n/a	NW5OKF	n/a	NW5OKF	n/a	NW5OKF	n/a	NW5OKF


* Measured from floor to top of contents gauge
 ** Measured at atmospheric pressure


LT FEATURES

Mounted on high quality castors (two with footbrake) 


Bespoke design service for individual applications 

Capacities up to 5000ltr available on request 

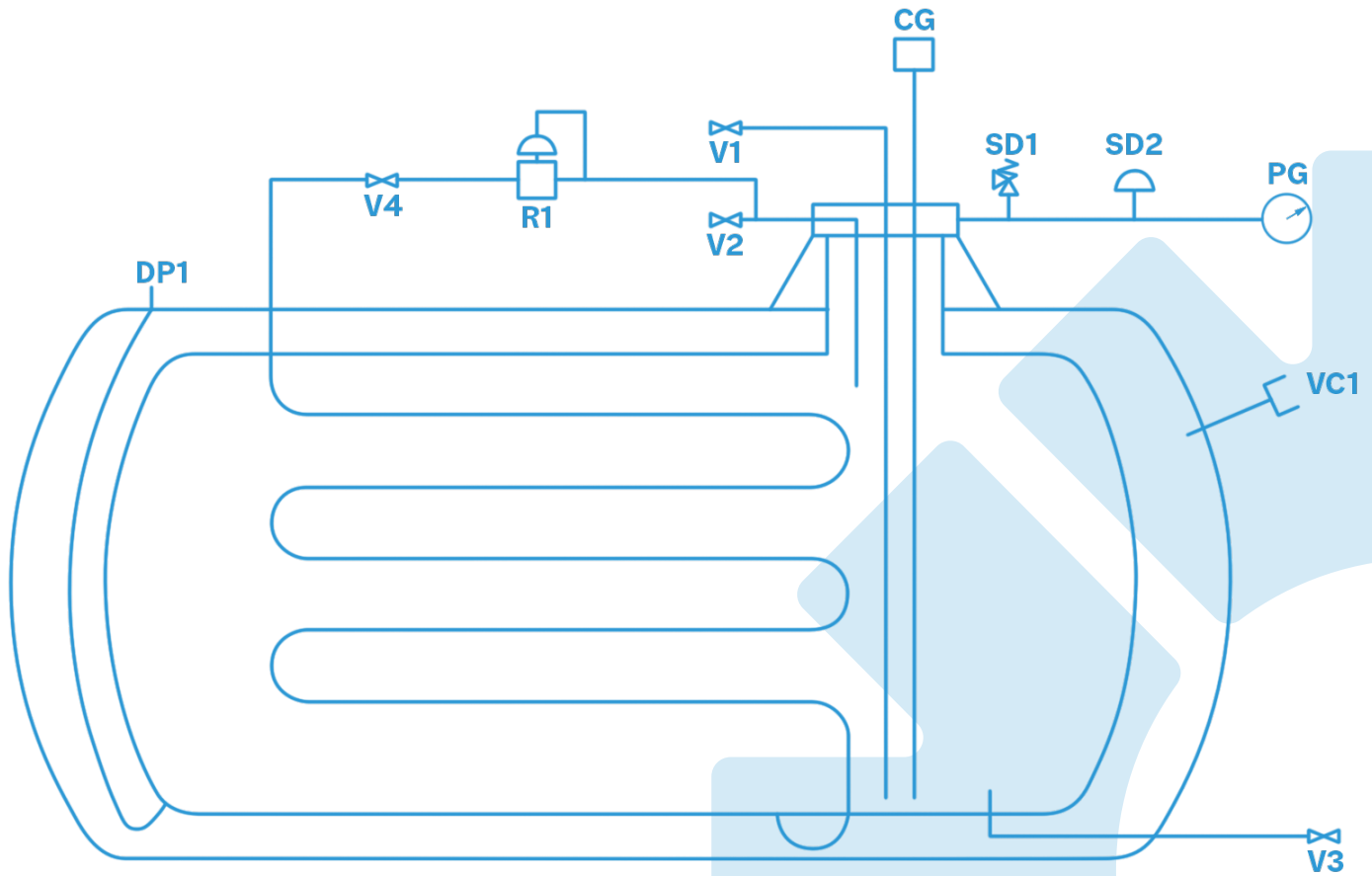
Integral pressure build system 

Versatile multi-use designs 

Manufactured in stainless steel 



VALVES/PIPEWORK



VALVES/ PIPEWORK (LIN, LOX, LAR)	
V1	Liquid fill/decant valve
V2	Gas vent valve/trycock
V3	Liquid bottom fill/decant
V4	Pressure build valve
R1	Pressure build regulator
SD1	Primary safety device - relief valve
SD2	Secondary safety device - relief valve/burst disc
PG	Pressure gauge
VC1	Pump down boss
CG	Contents gauge (optional)
DP1	High pressure differential line (optional)

