




The CH Series of liquid helium dewars have been designed to meet the exacting requirements of ultra-low temperature applications in research and industry.



Wessington also offer a bespoke design service throughout the CH range ensuring our customers have the option of a dewar that exactly meets their requirements.


## CH FEATURES

-  Stainless steel construction
-  Dual relief manifold for enhanced safety
-  Mounted on high quality stainless steel castors

SPECIFICATION	CH30	CH60	CH120	CH250	CH500	CH1000
Product Code	9917-0030	9917-0060	9917-0121	9917-0250	9917-0505	9917-1000
Capacity (litres)	30	60	120	250	500	1000
Diameter (mm)	540	640	640	920	1010	1410
Height (mm)*	1140	1190	1445	1650	1895	1780
Neck Diameter Standard (mm)	50	50	50	50	50	50
Weight Empty (kg)	56	74	99	220	300	570
Weight Full (kg)	60	81	114	251	362	705
Maximum Allowable Working Pressure (bar G)	2	2	2	2	2	2
Static Evaporation Rate (% per day)	2.8	1.7	1.2	0.8	0.6	0.5

\* Measured from floor to the top of the ring handle  
 \*\* Measured at atmospheric pressure

## CH FEATURES


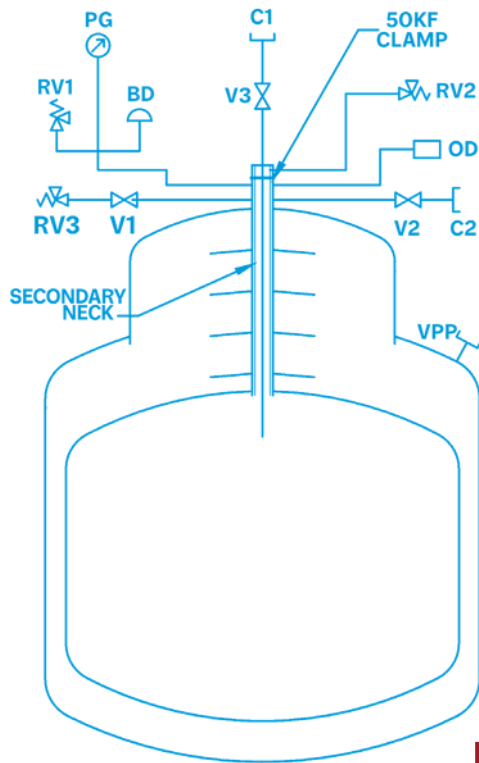
Wide choice of neck configurations and siphon entry ports 

Valve protection ring handle 

Designed to T.P.E.D, approved for transporting full on European roads 



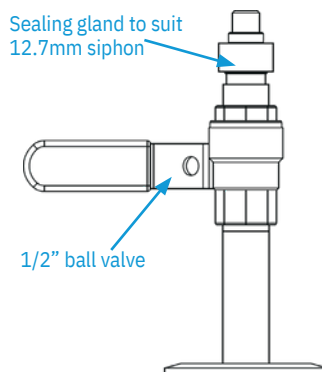
## VALVES/PIPEWORK



STANDARD ARRANGEMENT	
V1	Travelling valve
V2	Helium recovery valve
V3	Isolation valve (optional)
RV1	Primary relief valve
RV2	Secondary relief valve
RV3	Travelling relief valve
BD	Burst disc
OD	Oscilating damper
PG	Pressure gauge
VPP	Vacuum pumping port
C1	Siphon glands
C2	NW 25 KF connector
8	Vessel flange

## MANIFOLD ARRANGEMENT OPTIONS

### OPTION A: 9006-1010



### OPTION B: 9006-1011

