

The CRYOPACK 3000SA tank has approvals for road, rail and sea transport and is used for nitrogen service on oil production platforms throughout the world. The tank can be produced with working pressures ranging from 3 to 17 bar and can be used for the transport of liquid nitrogen, with options for oxygen and argon service.

This T75 UN Portable tank is designed and manufactured in accordance with DNV 2.7-1 and ISO 10855.


A CO2 format tank can also be supplied on special request. Higher pressure versions also available on request.


The CRYOPACK also features high vacuum super-insulation, and is supplied with a full set of decals (including logos where supplied by customer), integral pressure building system, document holder and various pipe work and valve options to offer maximum versatility to end user and operator.

MATERIALS	SPECIFICATION
Inner shell	Stainless steel
Outer jacket	Carbon steel (optional - stainless steel)
Skid	Carbon steel (optional - stainless steel)
Pipework	TP. 316 stainless steel sch.10
Paint specification	Shot blast SA 2.5, zinc rich primer 50 microns, epoxy high build 125 microns, polyurethane top coat 50 microns. Standard colour: white Custom paint colours on request
Design approval(s)*	EN 13530, ADR/RID, IMDG, IMO, DNV2.7-1 / ISO 10855, US DOT, ASME VIII Div1
Temperature	Inner shell -196°C to +50°C, outer jacket -20°C to +50°C (option -40°C to +50°C) material
NER	0.4% per day
Corner castings	ISO standard 1161 blair BLRC20100 / 20000
Couplings	NT150 as standard, custom specification on request
Roof plates	Aluminium tread plate
Drip tray	Stainless steel
Earth point	Stainless steel lug
Vaporiser	Stainless steel lined aluminium starfin
Slings	Slings and shackles. Approved to all relevant codes including DNV 2.7-1 (chain slings with optional corner baskets also available)
Insulation	Vacuum and super insulation
Dimensions (mm)	Length: 3700 / Width: 2,438 / Height: 2,591

* Design approvals may vary depending on options and country of operation. For details, please contact Technical Department.

CRYOPACK 3000SA FEATURES

Lower roof plate to allow stacking with slings/shackles remaining in situ 

Dual trycock valves 

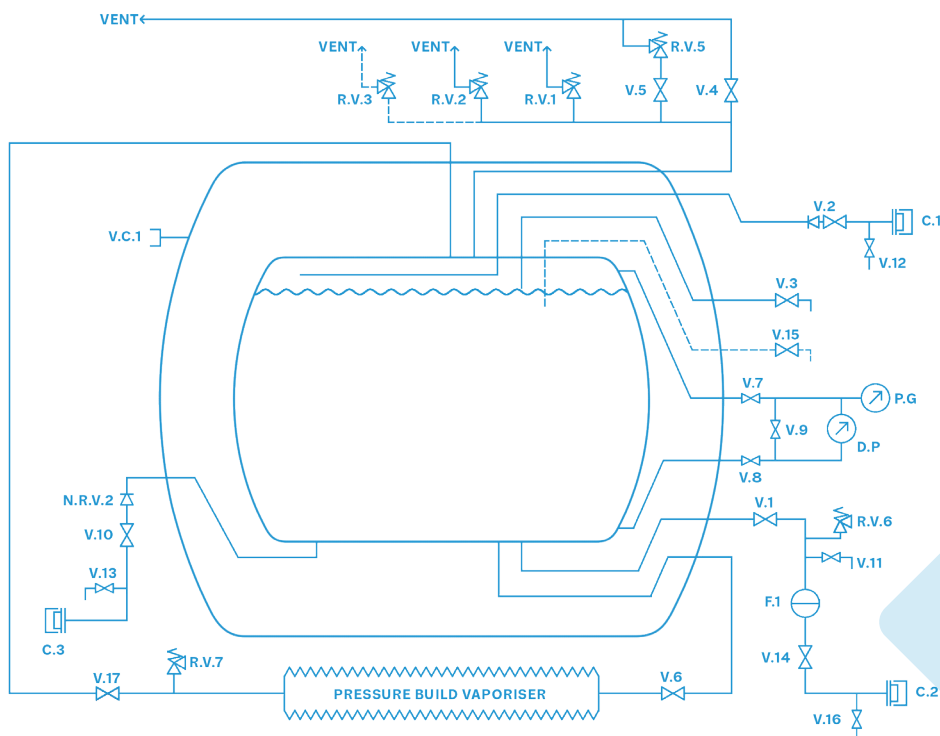
Fully welded frame or optional removable frame 

Optional Hasting vacuum check valve 

Transport three on 40ft flat rack 



VALVES/PIPEWORK



VALVES/ PIPEWORK (LIN, LOX, LAR)	
V1	Liquid isolation valve
V2	Pump return globe/check valve
V3	Trycock 95%
V4	Gas vent valve
V5	Road valve
V6	Pressure build valve
V7	DP gauge low pressure line
V8	DP gauge high pressure line
V9	DP gauge equalising valve
V10	Rear bottom fill
V11	Line blow down valve
V12	Line blow down valve
V13	Line blow down valve
V14	Liquid decant/fill valve
V15	MAWP - trycock (optional)
V16	Line blow down valve
V17	Vaporiser isolation valve
VC1	Vacuum pumping port
PG	Pressure gauge
DP	Differential contents gauge
C1	Pump return connection
C2	Front fill/decant connection
C3	Rear fill connection
RV1	Primary relief valve
RV2	Primary relief valve
RV3	Primary relief valve (optional)
RV5	Road relief valve
RV6	Line relief valve
RV7	Line relief valve
NRV2	Non return valve
F1	Strainer

SPECIFICATION	CRYOPACK 3000 3 BAR G ASME (SHORT ALTERNATIVE)	CRYOPACK 3000 6 BAR G ASME (SHORT ALTERNATIVE)
Product Code	9972-3003-001	9972-3006-001
Capacity	11,258 ltr	11,258 ltr
Pressure	3.1 bar G	6 bar G
Tare Weight	5,630 kg	6,200 kg
Max Gross Weight	17,000 kg	17,000 kg

